



Get your unique web3name for the next generation of the internet

web3name is a personal and recognizable way to represent yourself across the Polkadot ecosystem and Web3.

Your web3name (w3n) represents your unique on-chain decentralized identifier (DID), a string of letters and numbers that form the core of your KILT digital identity. Collators and validators can customize a name that makes them easy to identify and may link this name to all their different addresses in the Polkadot ecosystem.

Users can also link [SocialKYC](#) credentials to their name and make them public, giving more information about who they are for delegators or nominators, increasing trust.

web3name can also be used with [DIDsign](#), adding an extra layer of verification when you share digital files you have signed.

Creating an on-chain DID and a web3name requires a deposit of around 2 KILT Coins and small transaction fees, so you will need around 3 KILT in your account before you begin.

Getting Started

In order to claim your name, you need a Sporrان wallet and a KILT on-chain DID.

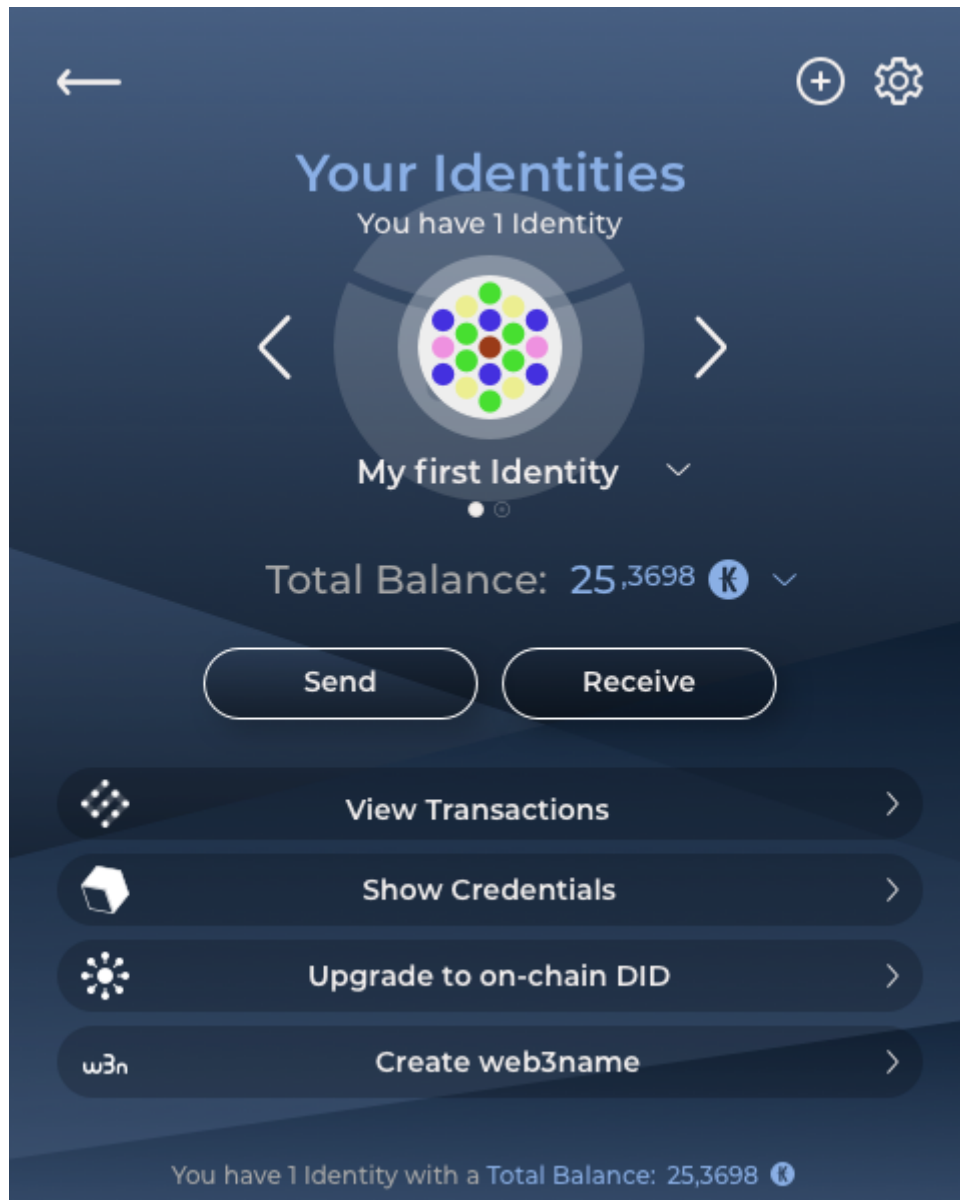
Follow this guide to [set up your Sporrان](#) for free.

Then you can upgrade to an on-chain DID following the instructions [here](#). This requires a deposit of 2 KILT and a small transaction fee (currently around 0.0047 KILT.)

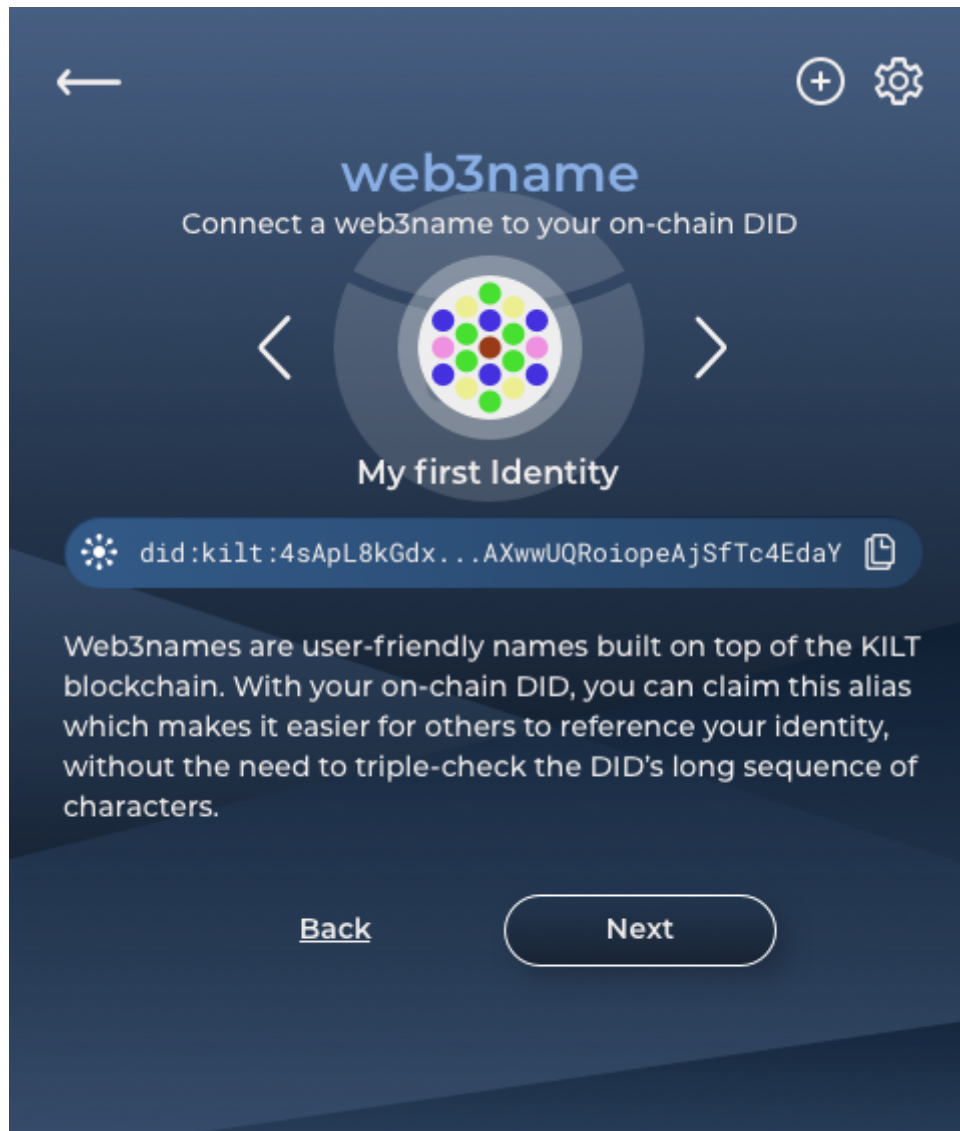
Once you have your Sporrان and on-chain DID, you're ready to go. Just follow the steps below.

Claim Your Name

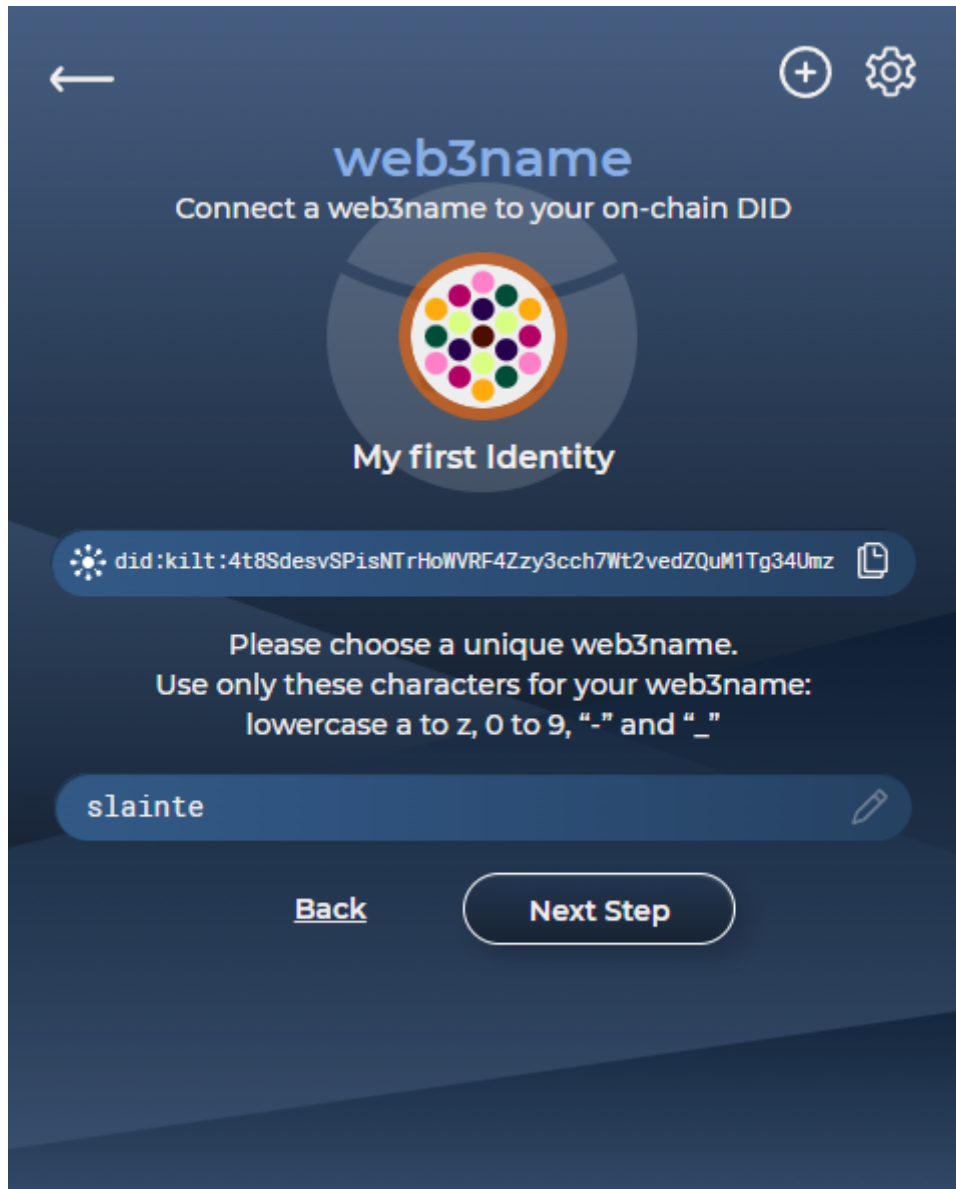
Open your Sporran extension. Note, claiming a web3name requires a small transaction fee.



Click "Create web3name"

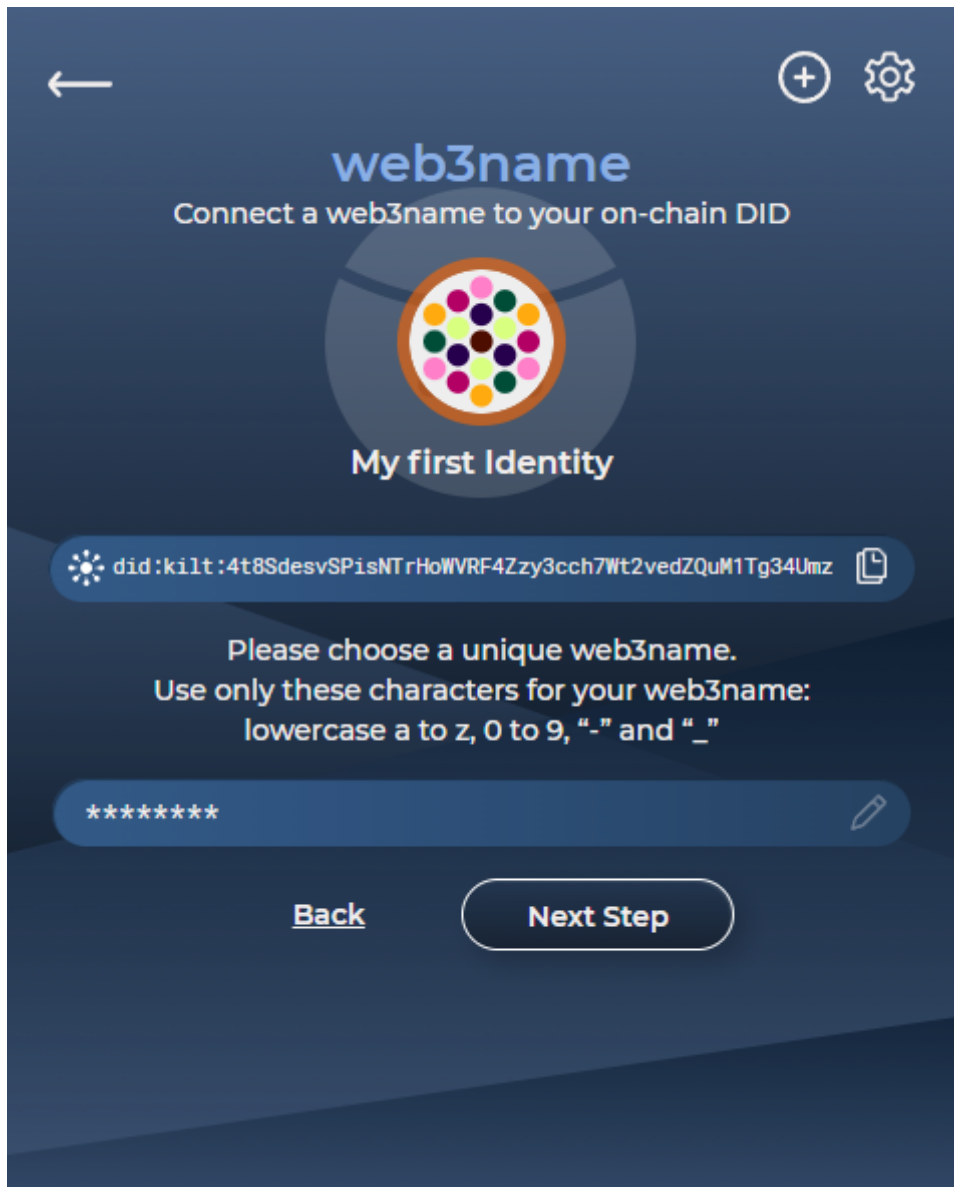


Click "Next"

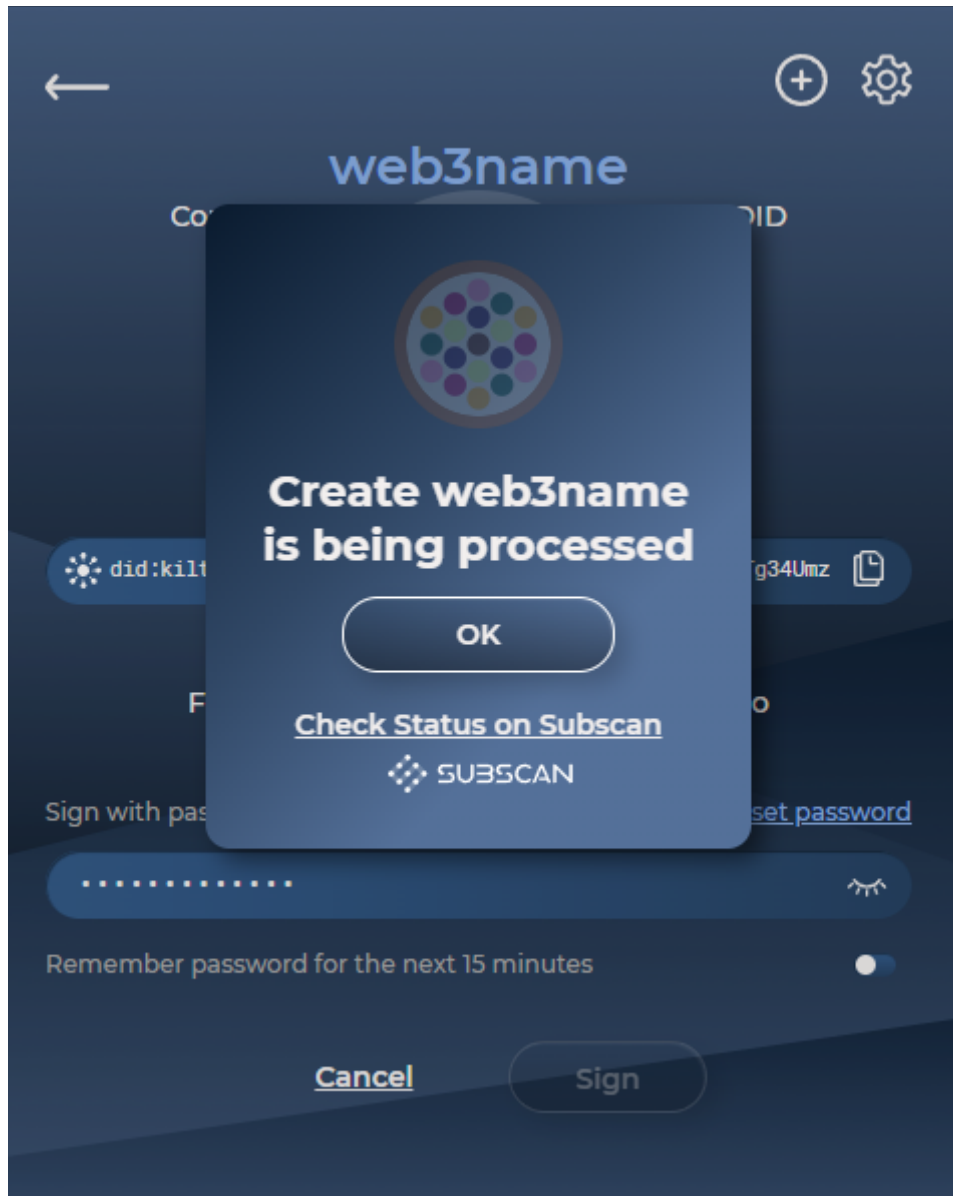


Enter the name you wish to claim. This must have a minimum of three characters using lowercase letters a-z, numbers 0-9, hyphen (-) or underscore (_) symbols. You may only choose one web3name per identity.

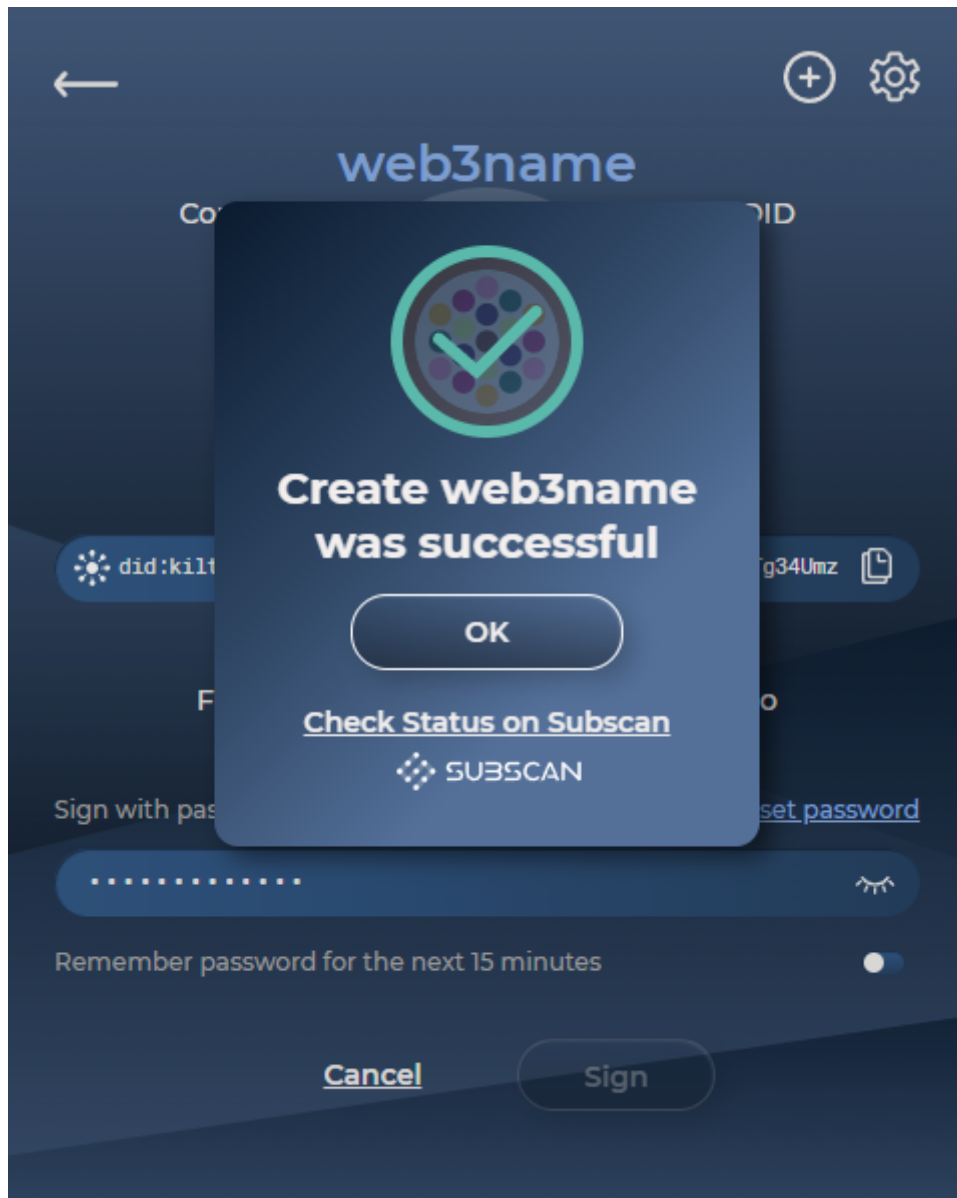
When you have chosen an available name, click "Next Step"



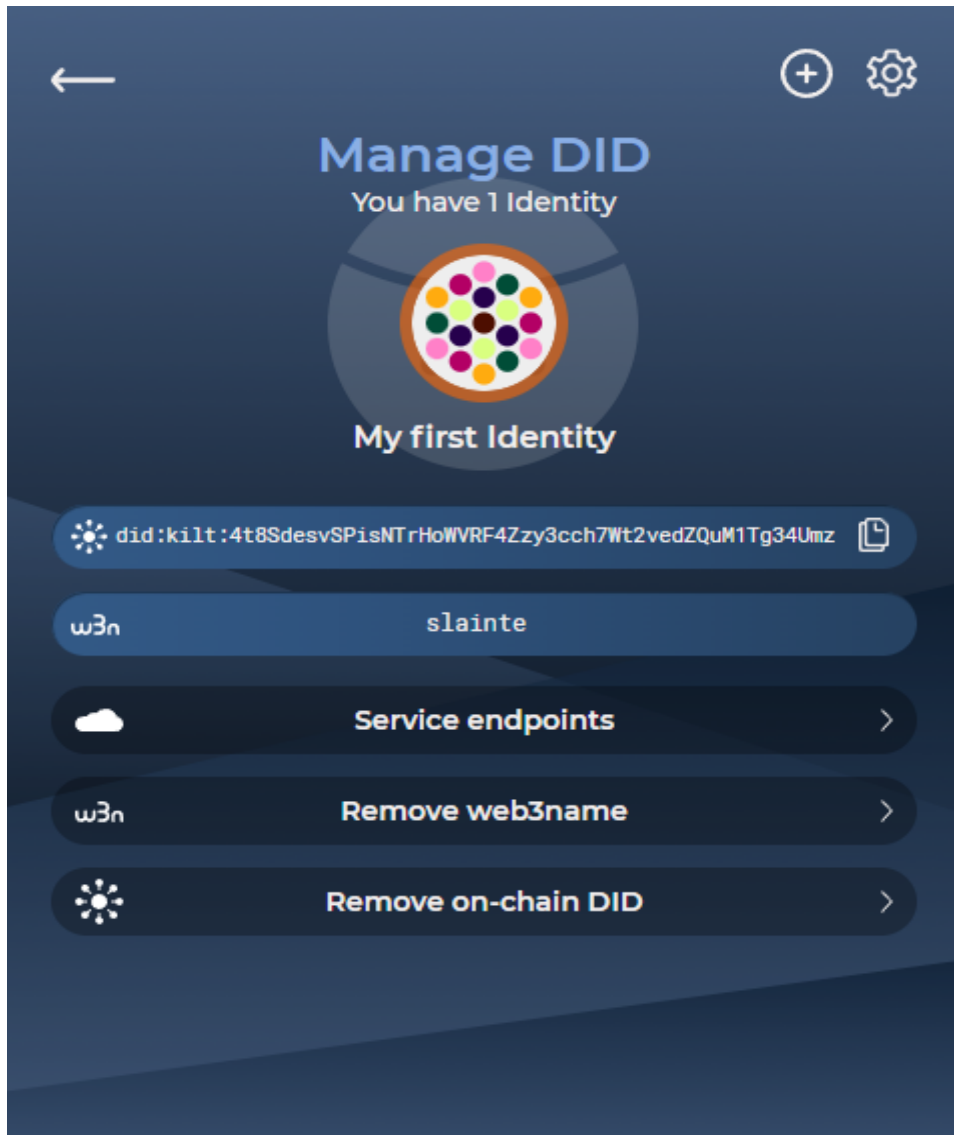
Enter your Sporrán password and click “Sign”
This will start the process of anchoring your web3name on the KILT blockchain.



If you want to watch the process, “Check Status on Subscan” to follow the progress on-chain. The process normally takes less than a minute. If you click “OK” the pop-up will disappear, but the process will continue in the background.



The next pop-up will confirm that the name has been created.
Click “OK”



Congratulations, you now have your unique web3name!

Link your web3name to your account address

You may link your on-chain DID, with your new web3name, to any accounts you have in the Polkadot ecosystem.

In this way, people with your Polkadot ecosystem account address will be able to see your DID and your web3 name and, vice versa, those with your web3name can see your public address. This is especially useful for validators and collators, who can provide a personalized name that makes them easily identifiable.

Note, don't link addresses that you don't want connected to your name! Information on blockchains is public, so if you want to keep an address private, don't link it.

To link your web3name to your public address:


Open your Sporrان extension

Click “Manage on-chain DID”

Click the icon to the right of your DID to copy it

Return to the [website](#).

Paste your DID into the input field:

A light gray rounded rectangular input field with a subtle shadow. Inside the field, the text "Enter DID" is displayed in a dark gray font.


Click “Connect to wallet”

A dark purple rounded rectangular button with a subtle shadow. The text "CONNECT TO WALLET" is centered on the button in white, uppercase letters.


This opens up pop-ups to request access to all your Polkadot-enabled extensions, including Sporrان.

Click “Allow access” on each wallet.

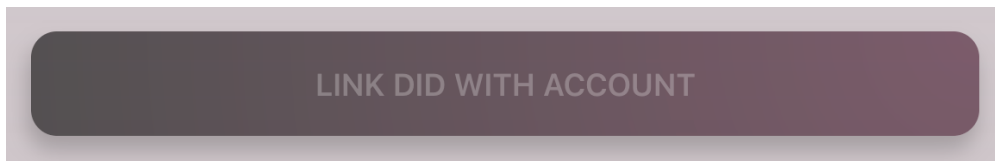
Click next to “Choose Account Name” on the website and select the account you wish to link to your web3name from the dropdown list.

A light gray rounded rectangular dropdown menu with a subtle shadow. The text "Choose Account" is displayed in a dark gray font, followed by a small dark gray downward-pointing triangle on the right side.

Choose the account you wish to pay the transaction fees from. (This may be the same or a different account). Please ensure that it contains enough KILT to cover the transaction fee (currently around 0.0047 KILT).

A light gray rounded rectangular dropdown menu with a subtle shadow. The text "Choose Payer Account" is displayed in a dark gray font, followed by a small dark gray downward-pointing triangle on the right side.

Click “Link DID with Account” (By clicking this button, you accept the Terms and Conditions).



This will open the selected wallet/s to authorize linking on the DID and blockchain sides and to authorize payment of the transaction fees. Enter your passwords there and click “Sign”.

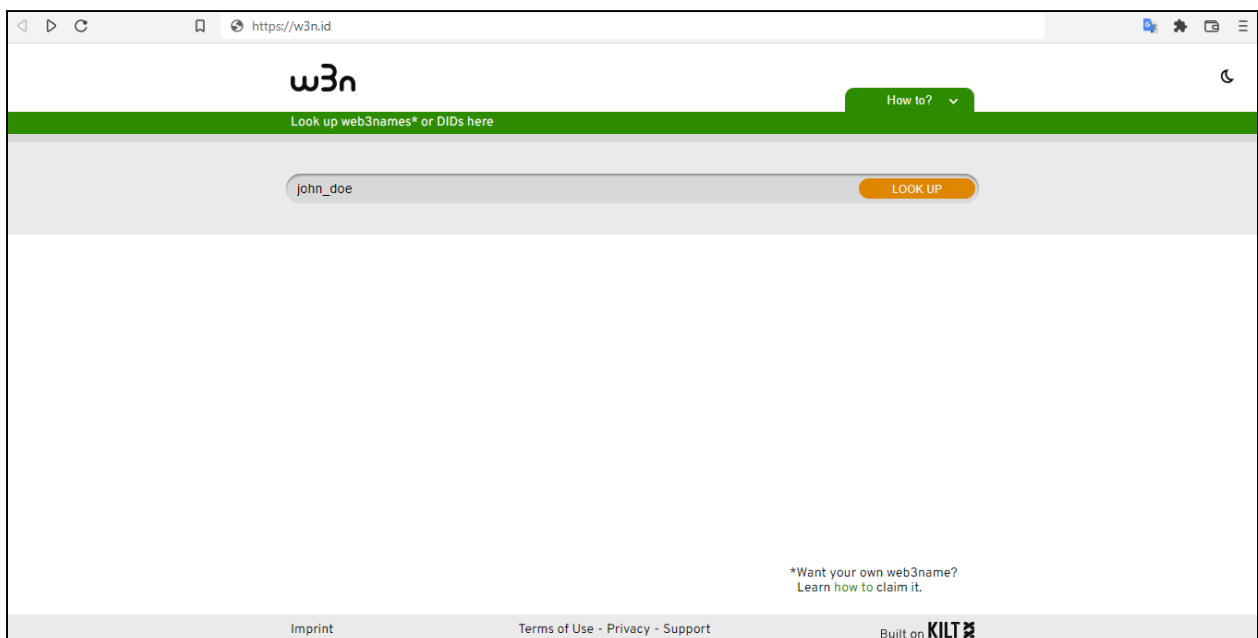
That’s it!

The web3name directory

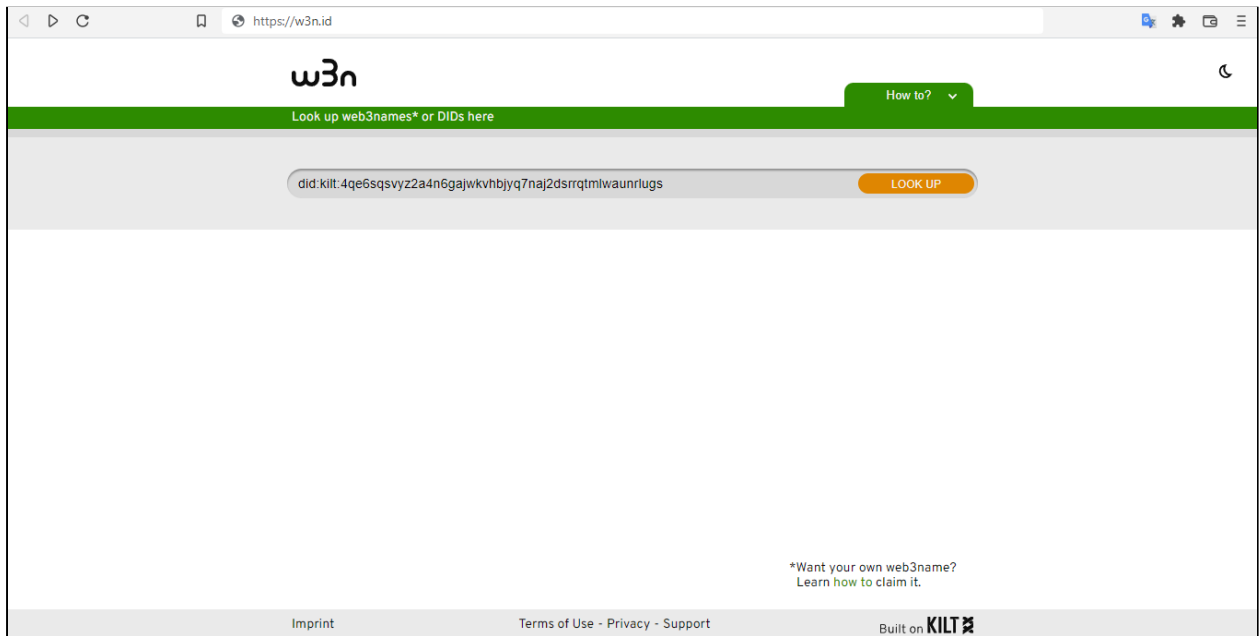
The [web3name directory](#) is a service that provides an easy way to look up KILT DIDs and their associated web3names and credentials. It also allows you to see if your preferred name has already been claimed – just enter it in the search bar. If there is no DID associated with it, it’s all yours to claim!

Users can be searched by DID or web3name by:

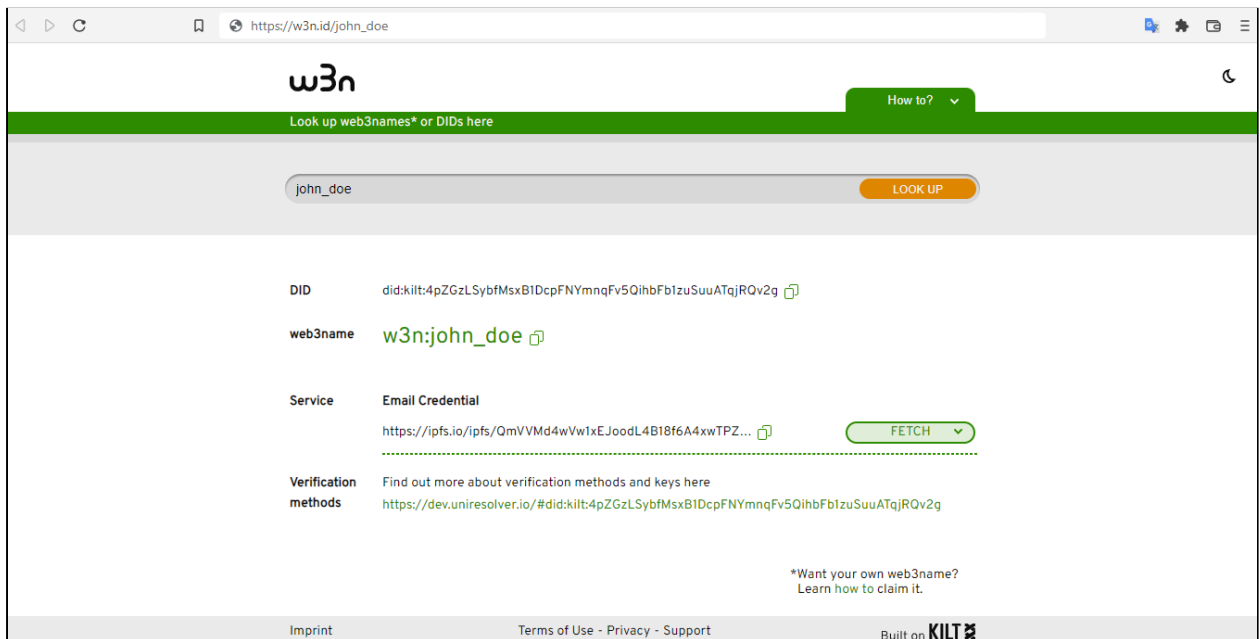
1. Entering a web3name in the search field.



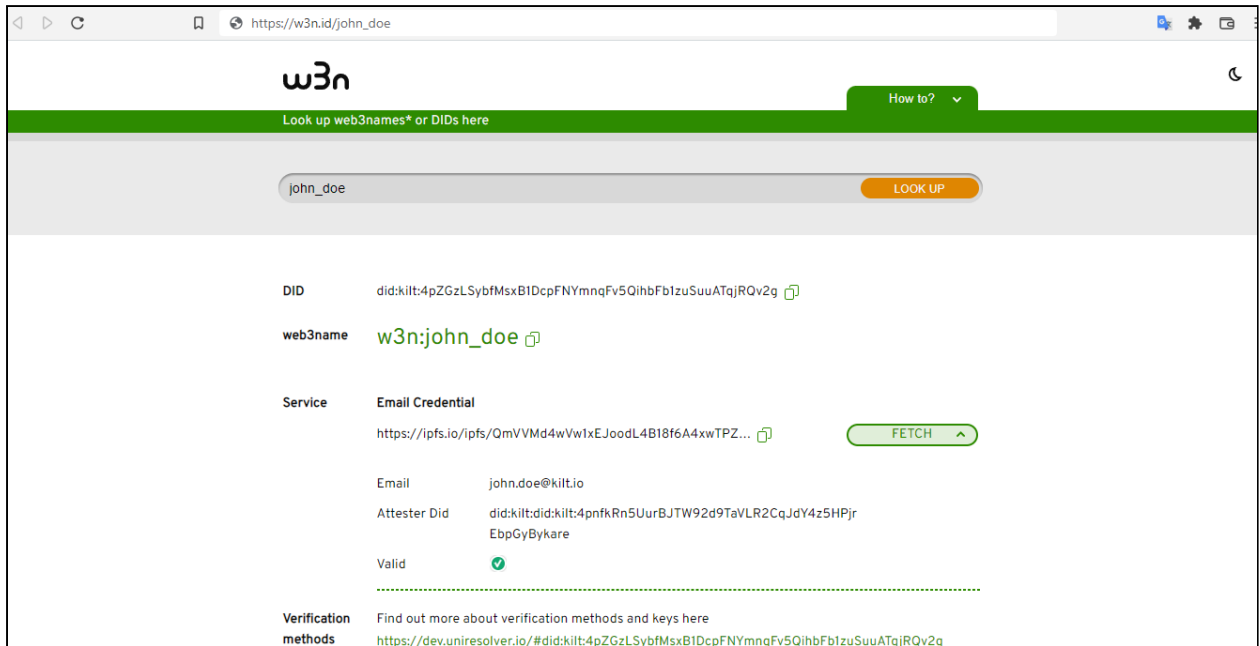
2. Entering a DID in the search field. Note, when entering a DID, always include did:kilt: before the letters and numbers.



Both ways show the web3name, associated DID, and any credentials publicly linked to it.



The credentials can be read by clicking “Fetch”, as the data is stored in the service endpoint and not on the blockchain itself.



To create a URL for your web3name, just enter your web3name or DID in the search bar and copy the url. This URL will lead directly to your digital identity via the website.

Creating a shareable link

To create a URL to make sharing your web3name easier, just enter your web3name or DID in the search bar and copy the URL it generates. This URL can then be shared and will lead directly to your digital identity via the [web3name directory](#) website.

Congratulations on being part of blockchain history by claiming your name!



B.T.E. BOTLabs Trusted Entity GmbH
Keithstraße 2-4
10787 Berlin, Germany
Germany Commercial Court: Amtsgericht Charlottenburg in Berlin
Registration Number: HRB 231219B
VAT No: DE 346528612
Managing Director: Ingo Rube
Contact: info@botlabs.org
Or go to <https://support.kilt.io/support/home> and click on “Contact Us”

Requirements according to § 5 TMG (Germany)