



www.kilt.io

Version January 24, 2023

How to Get a KILT DID

A KILT DID (decentralized identifier) is the core of your identity, your digital fingerprint. You can generate your DID in your Sporrán wallet on your device.

If you don't already have it, follow our guide to [setting up Sporrán](#).

Payment options

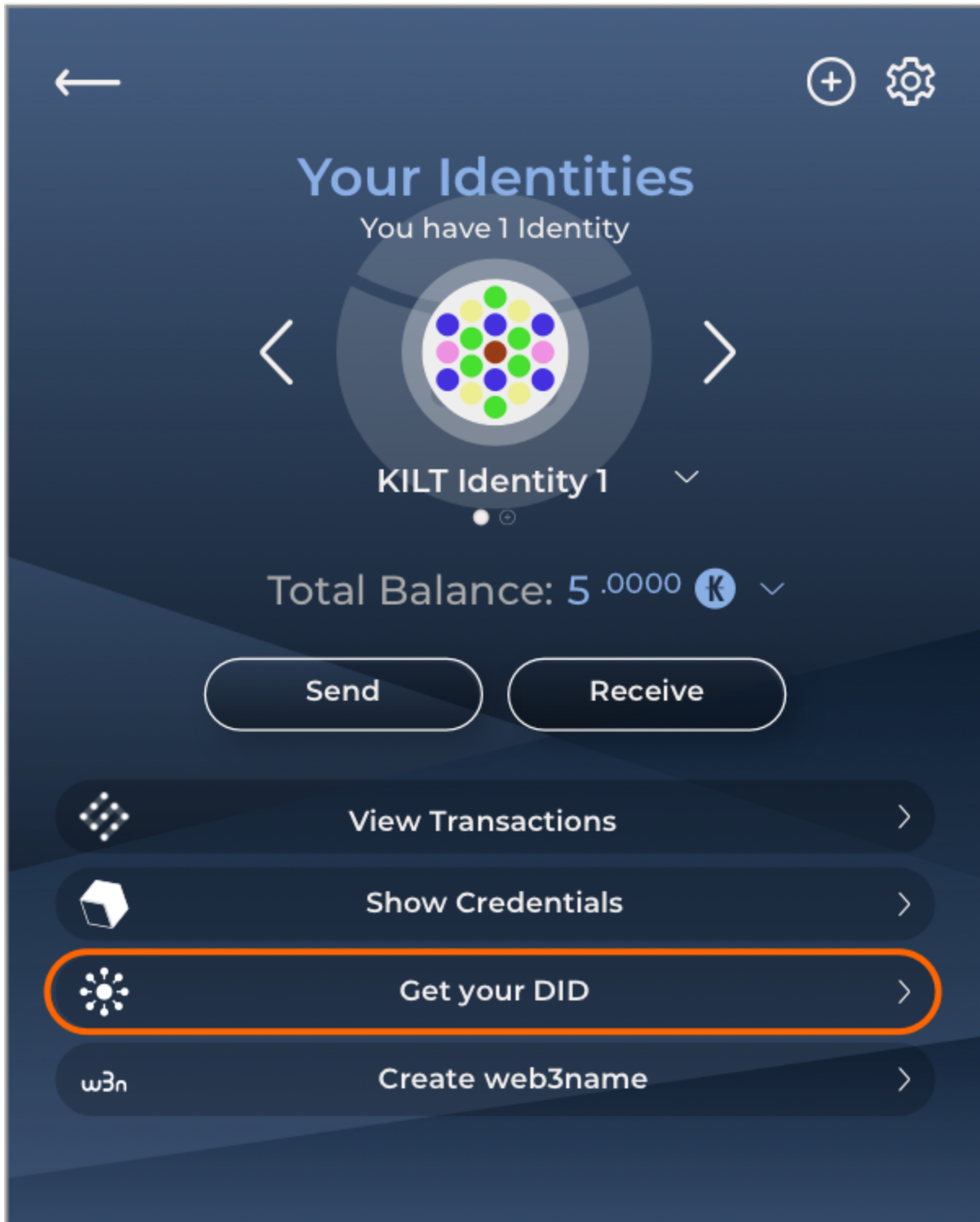
There are two ways to pay for your DID - with KILT Coins, or using the Checkout Service and paying via Paypal.

Getting a DID using KILT Coins requires a nonrefundable transaction fee (currently around 0.0047 KILT), and a deposit of around 2 KILT that will be refunded if you decide to delete the DID later.

Getting a DID using the Checkout Service costs a nonrefundable service fee of EUR 4,⁰⁰. This fee is paid via PayPal, who may also provide options for paying in other currencies.

To start, open your Sporrán extension.

Click "Get your DID"



Choose your preferred method of payment:

- Pay with KILT
- Use Checkout Service and pay with PayPal

Pay with KILT

In Sporrán, select “Pay with KILT”



The screenshot shows a mobile app interface with a dark blue background. At the top left is a white back arrow, and at the top right are a white plus icon and a white gear icon. The main heading is "Get Your DID" in large white letters, followed by the subtitle "Select your payment method" in smaller white letters. In the center is a circular graphic with a grid of colored dots (green, yellow, blue, pink, brown) and the text "My first Identity" below it. Below this, there are two rows of information, each with an icon on the left and text on the right. The first row has a circular icon with colored dots and the text "Start building your digital identity with your DID". The second row has a circular icon with a blue 'K' and an orange arrow and the text "Fees for creating your DID may be paid in KILT Coins or via PayPal." Below these are two radio button options. The first option is selected (indicated by a green dot) and reads "Add KILT 2,0582 (deposit + fee)". The second option is unselected (indicated by a white dot) and reads "Use Checkout Service and pay with PayPal EUR 4,00 (service fee) or EUR equivalent, depending on your preferred PayPal currency". At the bottom, there are two buttons: "Back" in white text on a dark blue background, and "Continue" in white text inside a white rounded rectangle.

←

+

⚙

Get Your DID

Select your payment method

My first Identity

 Start building your digital identity with your DID

 Fees for creating your DID may be paid in KILT Coins or via PayPal.

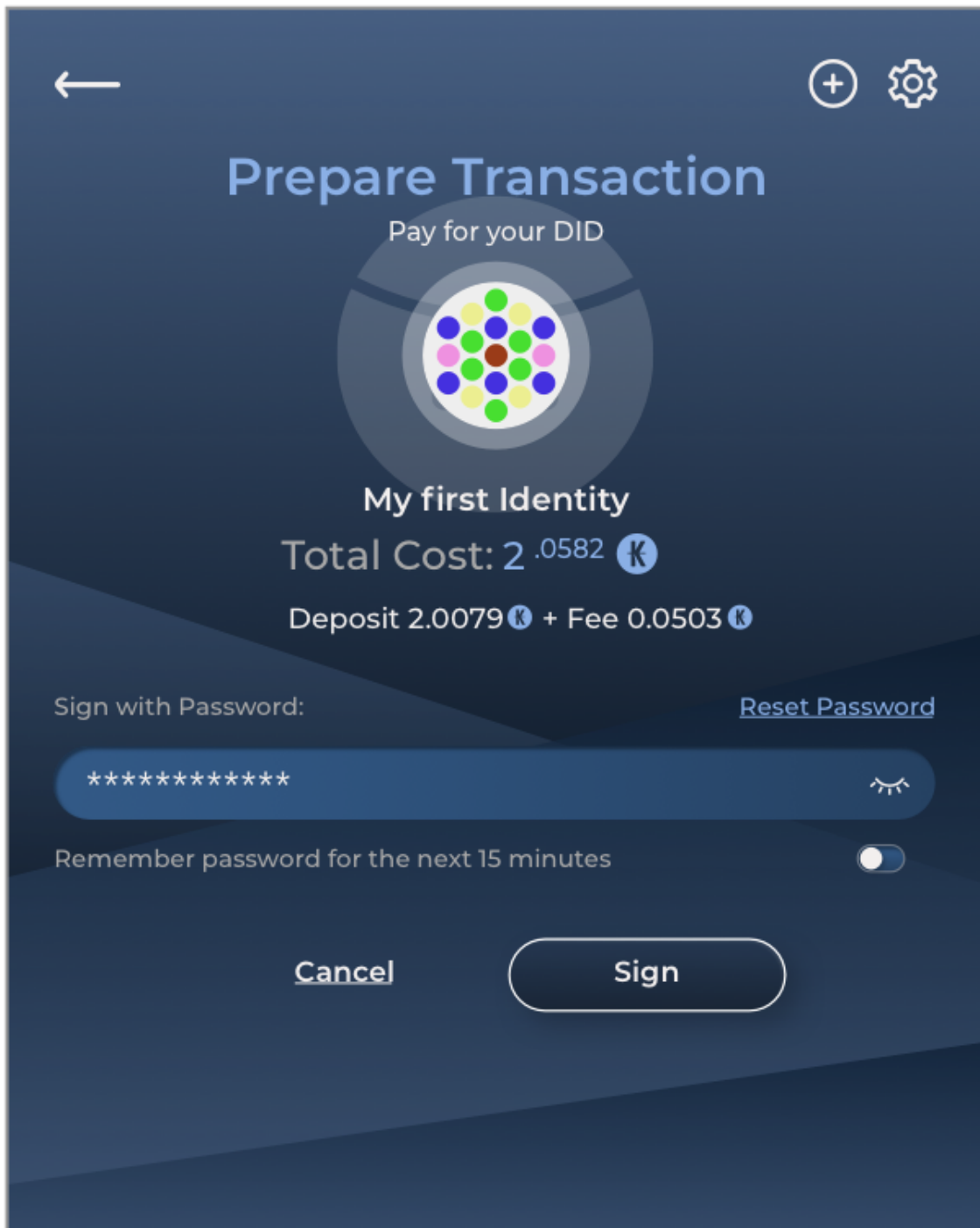
- ☒ Add KILT 2,0582 (deposit + fee)
- ☐ Use Checkout Service and pay with PayPal EUR 4,00 (service fee) or EUR equivalent, depending on your preferred PayPal currency

Back

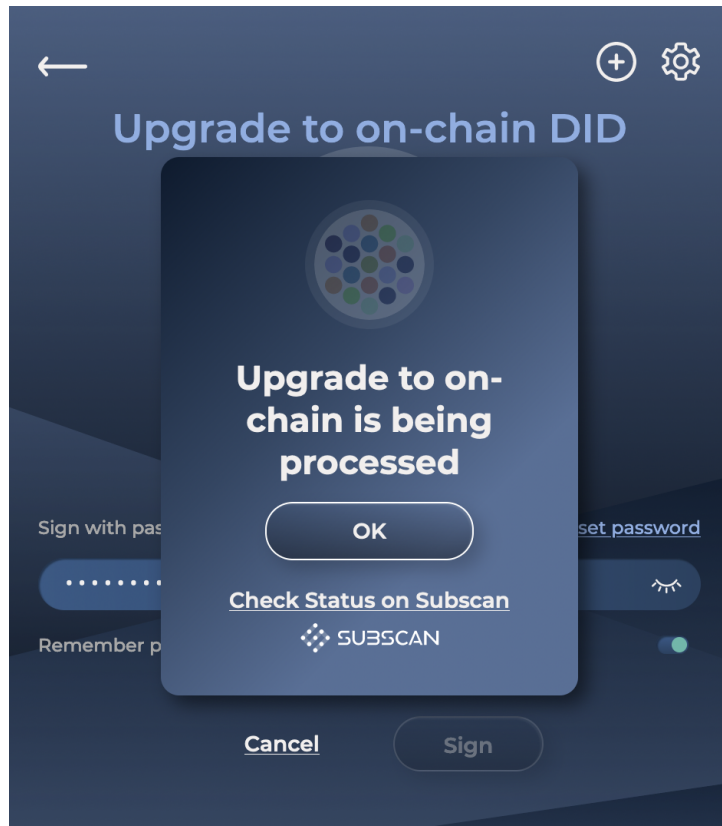
Continue

Click “Continue”

Enter your password and click “Sign” to sign the transaction.

The image shows a mobile application screen titled "Prepare Transaction". At the top left is a back arrow, and at the top right are a plus icon and a gear icon. The main heading is "Prepare Transaction" in a large, light blue font. Below it, in a smaller white font, is "Pay for your DID". In the center is a circular graphic with a grid of colored dots (green, yellow, blue, pink, brown) arranged in a pattern. Below the graphic, the text "My first Identity" is displayed in white. Underneath that, the "Total Cost" is shown as "2.0582 ₮" in white. Further down, the breakdown "Deposit 2.0079 ₮ + Fee 0.0503 ₮" is shown in white. Below the cost information, there is a section for password entry. It starts with the text "Sign with Password:" in white. To the right of this text is a link "Reset Password" in a lighter blue color. Below the text is a password input field with a blue background and white text showing ten asterisks. To the right of the input field is a white eye icon. Below the input field is a toggle switch labeled "Remember password for the next 15 minutes" in white, which is currently turned off. At the bottom of the screen are two buttons: "Cancel" in white text on a blue background, and "Sign" in white text on a rounded blue button.

This will start the upgrade process.



If you want to follow the progress on the blockchain, click “Check Status on Subscan” The process normally takes less than a minute. If you click “OK” the pop-up will disappear, but the process will continue in the background.

When complete, the next screen will show “Manage DID”

You can then see your DID in your Sporrán under "Manage DID"

Pay with PayPal

If you prefer not to pay with KILT, the Checkout Service provided by KILT partner BTE manages everything: You can pay for this service using PayPal.

In Sporran, select “Use Checkout Service and pay with PayPal”



←

+

⚙

Get Your DID

Select your payment method

My first Identity

 Start building your digital identity with your DID

 Fees for creating your DID may be paid in KILT Coins or via PayPal.

☐ Add KILT 2,0582 (deposit + fee)




☒ Use Checkout Service and pay with PayPal
EUR 4,00 (service fee) or EUR equivalent,
depending on your preferred PayPal currency

Back

Continue

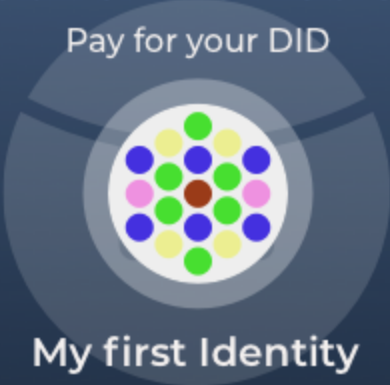
Click “Continue”

Enter your password and click “Sign” to sign the transaction.



Prepare Transaction


Pay for your DID



My first Identity

Account Address:
0x7c69fd8fbd8c8dc588300129e892ea4da5fca3da53a0b

Sign with Password: [Reset Password](#)

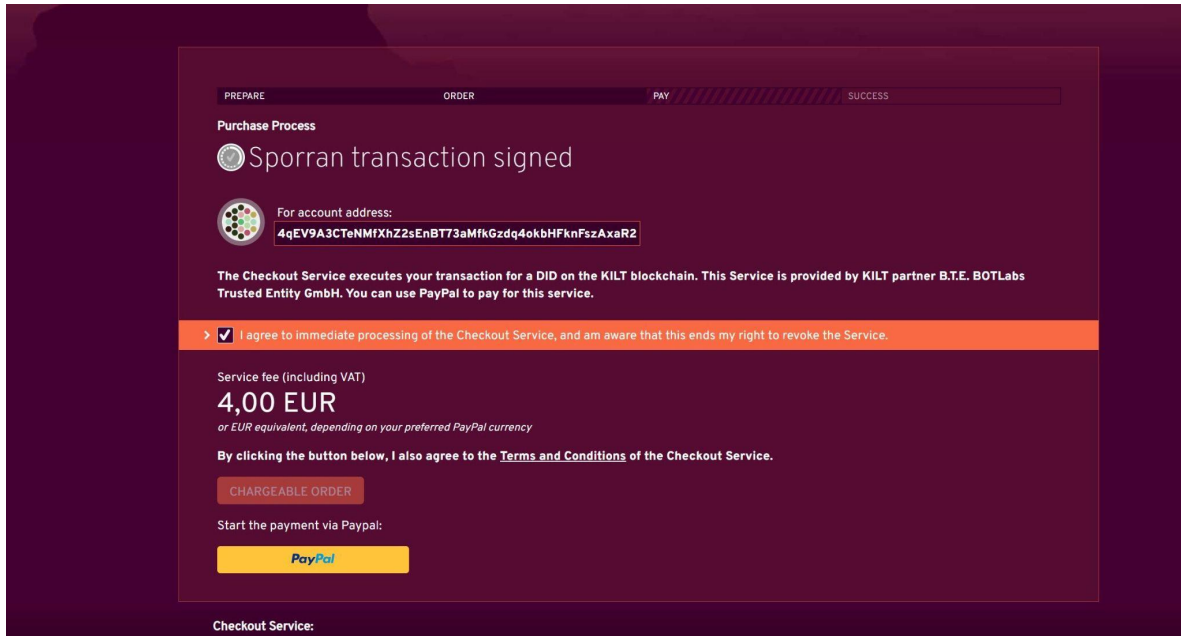


After signing, you will be directed to the Checkout Service
and pay with PayPal (total cost: EUR 4,00).

[Cancel](#)

Sign

This will open the Checkout Service website.

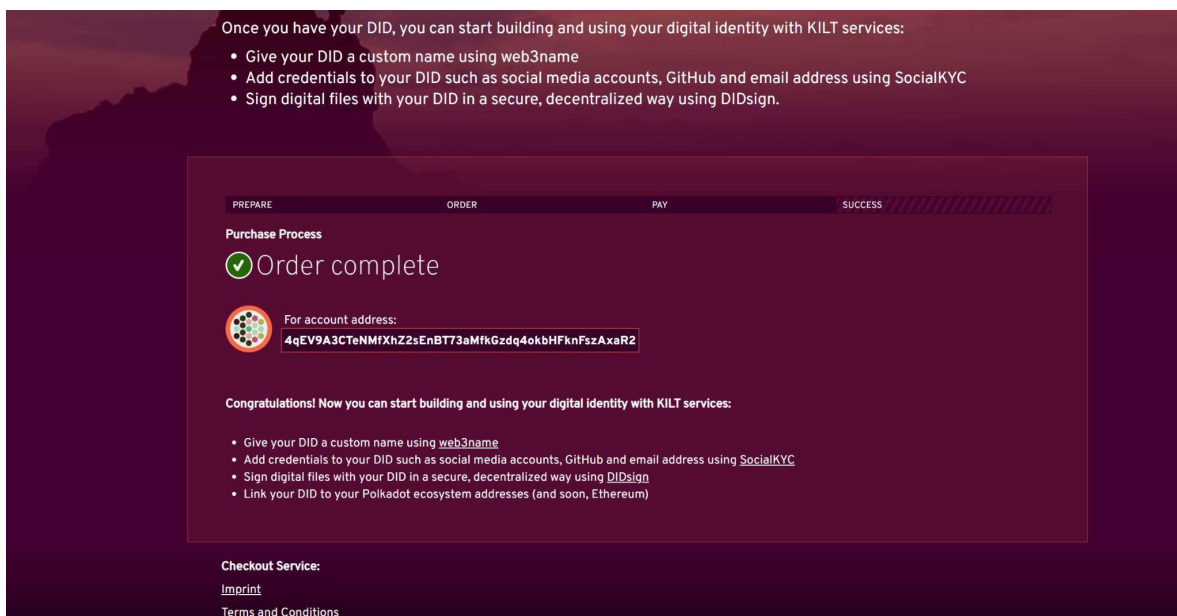


Click “I agree to immediate processing of the Checkout Service, and am aware that this ends my right to revoke the Service”.

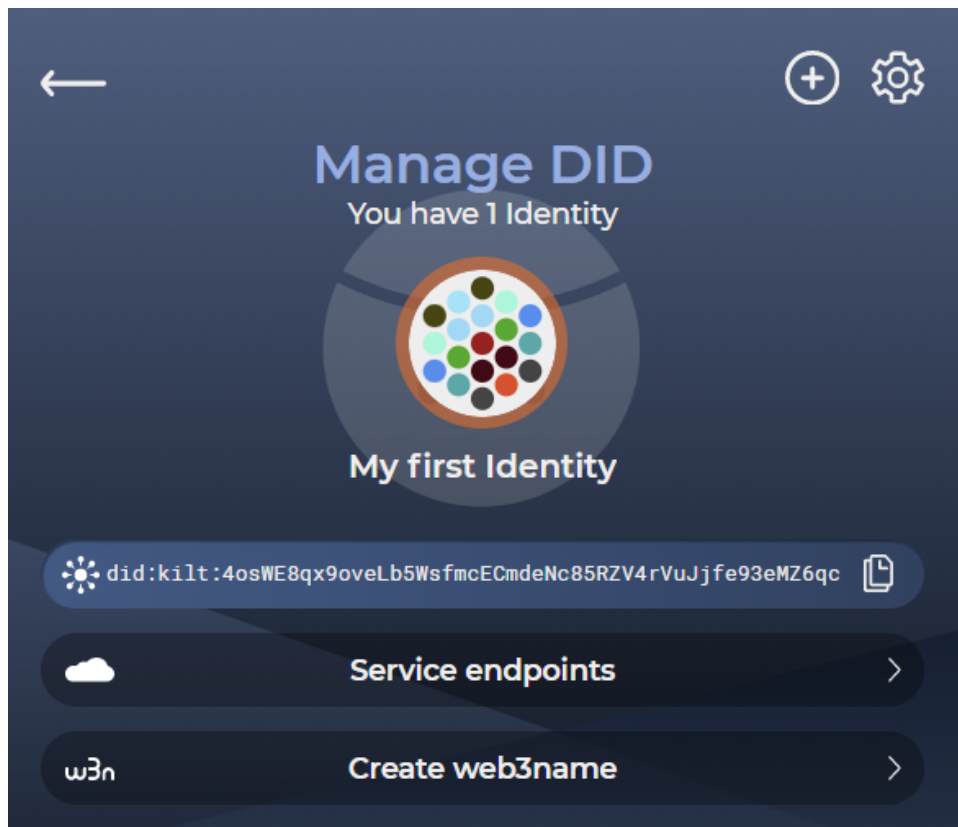
Read the Terms and Conditions and if you agree with them and want to proceed, click “CHARGEABLE ORDER”

Click the PayPal button. This will redirect you to PayPal to pay for your order.

When the order has been processed, the Checkout Service website will show that your order has been completed.



You can now see your DID in your Sporrn under "Manage DID"



IMPRINT

B.T.E. BOTLabs Trusted Entity GmbH

Keithstraße 2-4

10787 Berlin, Germany

German Commercial Court: Amtsgericht Charlottenburg in Berlin

Registration Number: HRB 231219B

VAT No: DE 346528612

Managing Director: Ingo Rübe

Contact: info@botlabs.org

Or go to <https://support.kilt.io/support/home> and click on "Contact Us"

Requirements according to § 5 TMG (Germany)

© 2023 B.T.E. BOTLabs Trusted Entity GmbH